

Benefits of Becoming an Airline Pilot



Flight Training and Aircraft Rentals
14150 SW 129th St. MIAMI, FL. 33186

English Website: www.flymiami.com

Español: www.volarmiami.com, Contactar: Michael Wanek (305) 726-7688

Job Growth Projection for Pilots in the United States

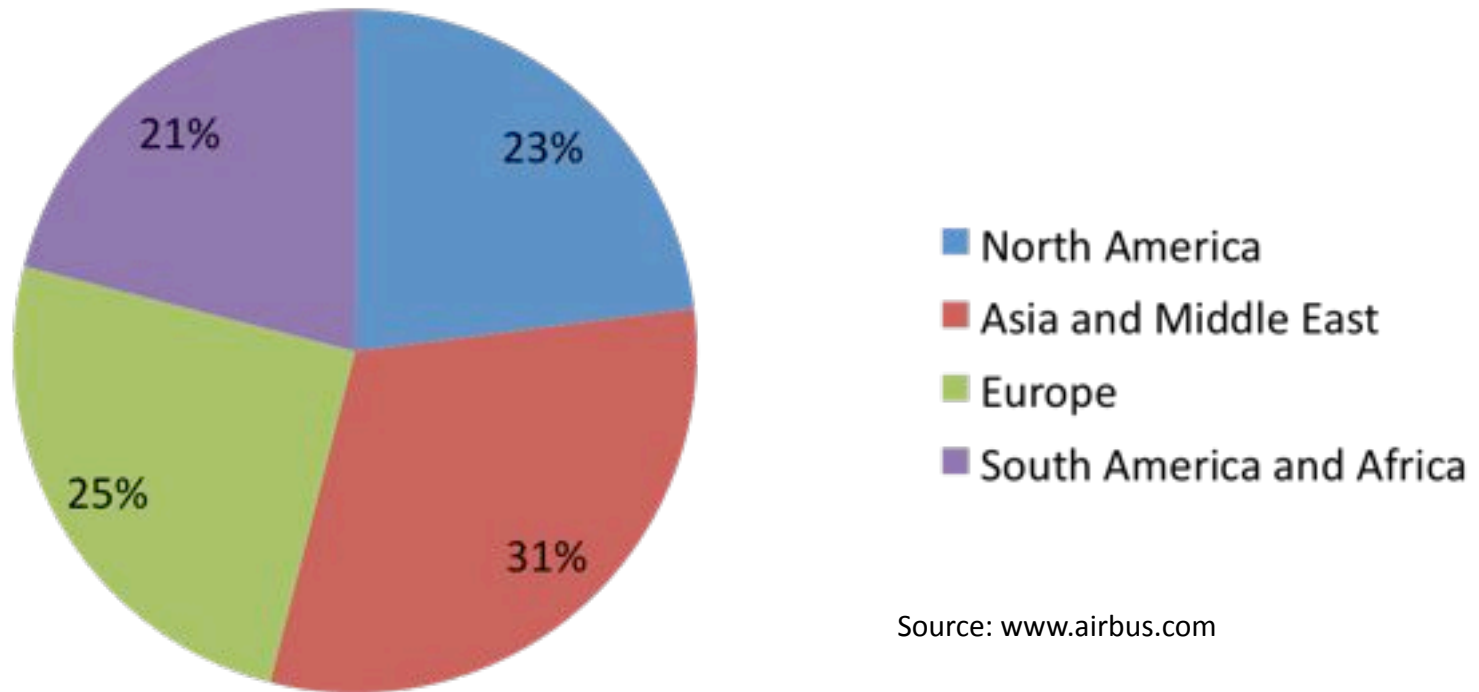
- In the United States, airline pilot jobs are expected to increase at a rate of 12% from 2008 to 2018 (*United States Bureau of Labor Statistics bls.gov*). This is driven by population growth, expanding economies, and globalization.
 - Commercial (Corporate) pilot jobs are expected to increase at a rate of 19% from 2008 to 2018.

Worldwide Growth Projections

- Passenger Traffic is forecast to grow worldwide at a rate of 4.7% per year (airbus.com)
- Worldwide fleet size is forecast to grow from 15,700 aircraft in 2009 to 32,000 by 2028

Worldwide Fleet Statistics

Percentage of Worldwide Aircraft Fleet



Source: www.airbus.com

Worldwide Traffic Growth



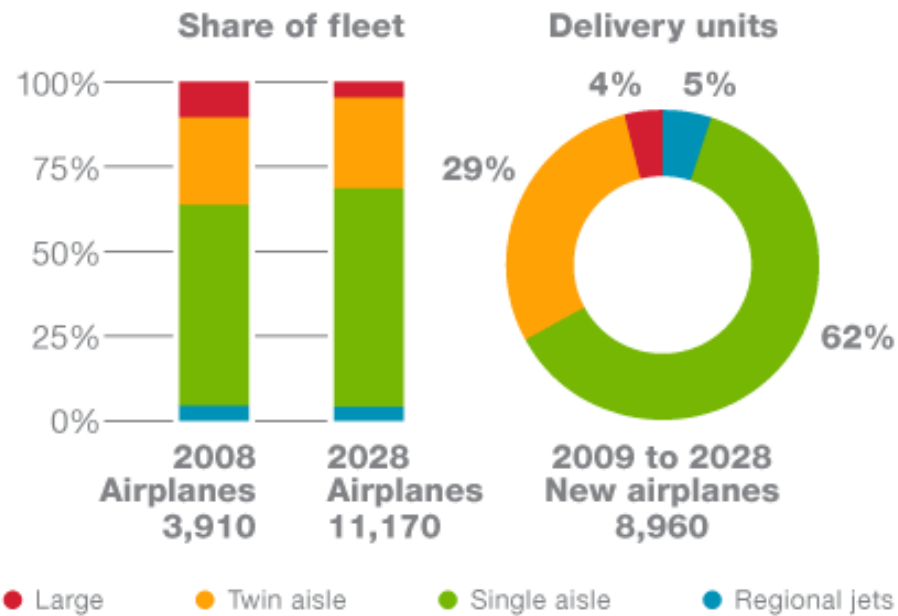
Asian Forecast (WWW.BOEING.COM)

- India and China have the fastest growing passenger aircraft demand in the world
- With half of India's population currently under the age of 25, there will be an abundant supply of new customers for airlines to tap over the next 20 years.
- Asia Pacific will account for 41 percent of travel in 20 years' time, up from around 32 percent today.

Asian Forecast

Asia Pacific

Market value: \$1,130 billion



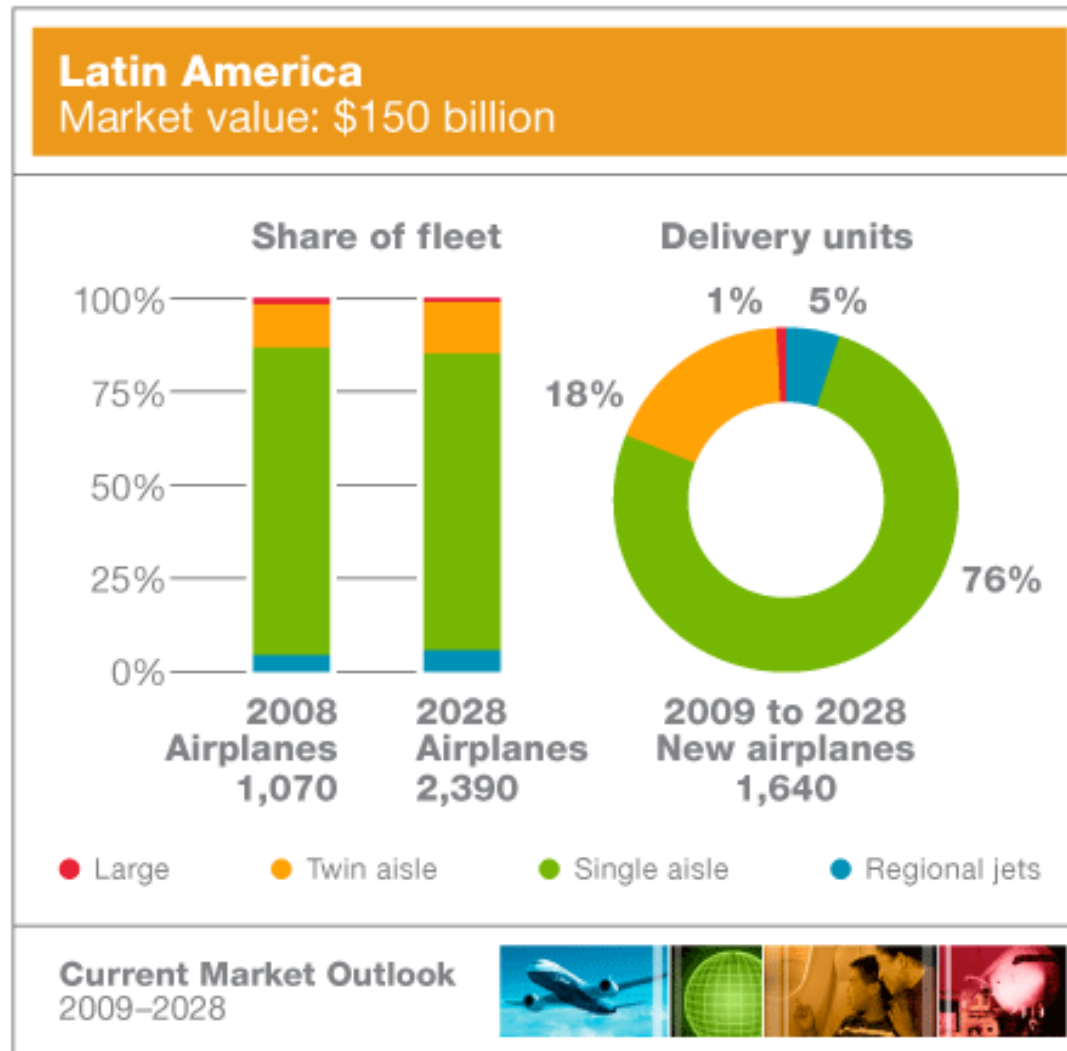
Current Market Outlook
2009-2028



Latin America Forecast (WWW.BOEING.COM)

- In South America, economic growth of 3.9 percent per year will drive air traffic to grow 7 percent per year for the next 20 years.
- In Central America, 3.6 percent economic growth will drive 5.6 percent annual growth in air traffic.
- Latin America is home to some of the most profitable airlines in the world.
- Economics and demographics suggest significant potential for air travel growth.

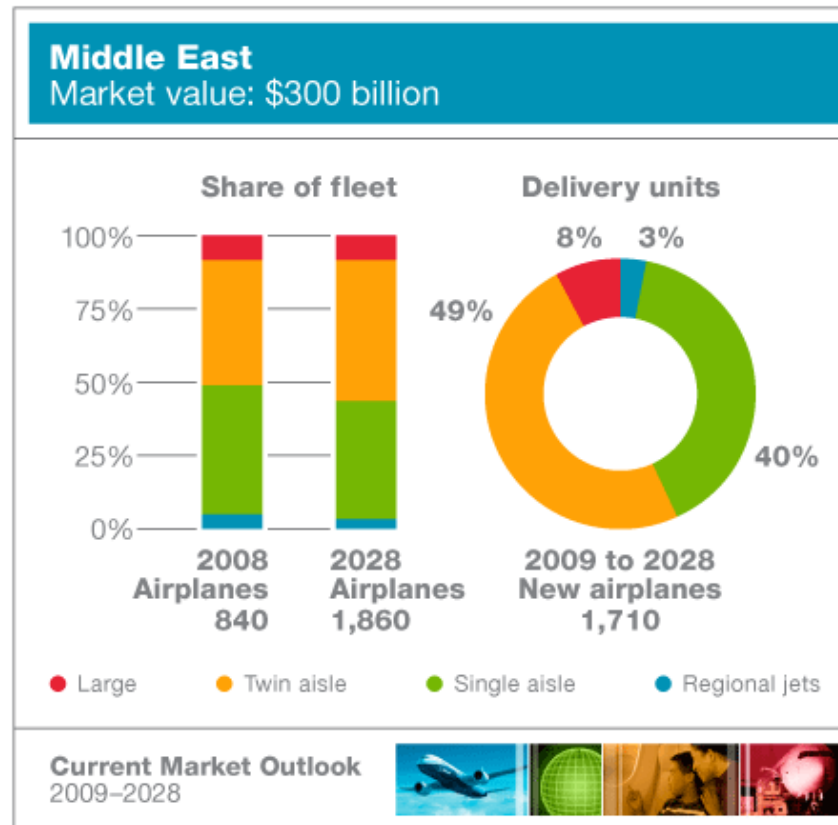
Latin America Fleet Forecast



Middle East Forecast (WWW.BOEING.COM)

- The role of Middle East air carriers in global air transport will expand as greater numbers of new, highly efficient airplanes with very long-haul capabilities join Middle East airline fleets.
- The Middle East has developed into one of the world's most prominent regions for air travel.

Middle East Forecast



Pilot Salaries USA

Major Airlines

CONTINENTAL HOURLY PAY RATES

YEAR	WIDE	LN	SN	WIDE	LN	SN
	CAPT	CAPT	CAPT	FO	FO	FO
12	\$193	\$169	\$150	\$132	\$116	\$102
11	\$192	\$168	\$149	\$131	\$115	\$102
10	\$190	\$167	\$147	\$130	\$113	\$100
9	\$189	\$165	\$146	\$127	\$111	\$98
8	\$188	\$164	\$145	\$124	\$109	\$96
7	\$186	\$162	\$143	\$122	\$106	\$94
6	\$185	\$161	\$142	\$119	\$104	\$91
5	\$184	\$160	\$141	\$109	\$95	\$84
4	\$182	\$158	\$139	\$99	\$86	\$76
3	\$181	\$157	\$138	\$88	\$76	\$67
2	\$180	\$156	\$137	\$75	\$65	\$57
1	\$31	\$31	\$31	\$31	\$31	\$31

www.airlinepilotcentral.com

ALASKA HOURLY PAY RATES

YEAR	B737	B737
	CAPT	FO
12	\$172	\$116
11	\$168	\$113
10	\$166	\$112
9	\$161	\$108
8	\$158	\$106
7	\$155	\$104
6	\$153	\$102
5	\$151	\$100
4	\$150	\$93
3	\$148	\$85
2	\$147	\$72
1	\$146	\$46

www.airlinepilotcentral.com

Regional Airlines

COMPASS HOURLY PAY RATES

YEAR	E175	E175
	CAPT	FO
18	\$101	\$42
17	\$99	\$42
16	\$97	\$42
15	\$94	\$42
14	\$92	\$42
13	\$89	\$42
12	\$87	\$42
11	\$84	\$42
10	\$81	\$42
9	\$79	\$42
8	\$76	\$42
7	\$74	\$41
6	\$72	\$40
5	\$70	\$39
4	\$68	\$38
3	\$66	\$36
2	\$64	\$34
1	\$61	\$24

www.airlinepilotcentral.com

AIR WISCONSIN HOURLY PAY RATES

YEAR	CRJ	CRJ
	CAPT	FO
18	\$95	\$44
17	\$92	\$44
16	\$90	\$44
15	\$89	\$44
14	\$87	\$44
13	\$84	\$44
12	\$82	\$44
11	\$80	\$44
10	\$77	\$44
9	\$75	\$44
8	\$73	\$44
7	\$71	\$42
6	\$69	\$41
5	\$67	\$40
4	\$65	\$39
3	\$63	\$38
2	\$61	\$36
1	\$59	\$25

www.airlinepilotcentral.com

Pilot Salaries Asia

US-based passenger pilots
CATHAY PACIFIC
 MONTHLY SALARY

YEAR	SALARY
S-Capt 17	\$18,110
S-Capt 16	\$18,020
S-Capt 15	\$17,930
S-Capt 14	\$17,830
S-Capt 13	\$17,730
S-Capt 12	\$17,630
S-Capt 11	\$17,520
S-Capt 10	\$17,400
S-Capt 9	\$17,300
S-Capt 8	\$17,190
S-Capt 7	\$17,080
S-Capt 6	\$16,970
S-Capt 5	\$16,860
S-Capt 4	\$16,750
S-Capt 3	\$16,630
S-Capt 2	\$16,510
S-Capt 1	\$16,240
Capt 2	\$15,400
Capt 1	\$15,130
SFO 6	\$10,177
SFO 5	\$9,977
SFO 4	\$9,781
SFO 3	\$9,589
SFO 2	\$9,402
SFO 1	\$9,217
FO 4	\$8,660
FO 3	\$6,782
FO 2	\$6,649
FO 1	\$6,519

US-based freighter pilots
CATHAY PACIFIC
 MONTHLY SALARY

YEAR	747 CAPT	747 FO
13	\$14,343	\$8,878
12	\$14,062	\$8,878
11	\$13,786	\$8,878
10	\$13,515	\$8,878
9	\$13,250	\$8,742
8	\$12,990	\$8,703
7	\$12,735	\$8,352
6	\$12,486	\$7,976
5	\$12,025	\$7,794
4	\$11,789	\$7,403
3	\$11,558	\$6,903
2	\$11,331	\$6,357
1	\$11,109	\$5,811

www.airlinepilotcentral.com

QANTAS
 HOURLY PAY RATES

YEAR	747-4 CAPT	A330 CAPT	747-3 CAPT	767 CAPT
12	\$206	\$197	\$191	\$176
11	\$205	\$195	\$190	\$175
10	\$204	\$194	\$188	\$174
9	\$202	\$193	\$187	\$173
8	\$201	\$191	\$186	\$172
7	\$199	\$190	\$184	\$170
6	\$198	\$188	\$183	\$169
5	\$196	\$187	\$182	\$168
4	\$195	\$186	\$180	\$167
3	\$193	\$184	\$179	\$165
2	\$192	\$183	\$177	\$164
1	\$190	\$181	\$176	\$163

YEAR	747-4 FO	A330 FO	747-4 FO	767 FO
12	\$136	\$130	\$126	\$116
11	\$135	\$128	\$125	\$115
10	\$133	\$127	\$123	\$114
9	\$132	\$126	\$122	\$113
8	\$131	\$125	\$121	\$112
7	\$128	\$122	\$118	\$109
6	\$125	\$119	\$116	\$107
5	\$122	\$116	\$113	\$104
4	\$117	\$112	\$109	\$100
3	\$115	\$109	\$106	\$98
2	\$110	\$105	\$102	\$94
1	\$106	\$101	\$98	\$90

www.airlinepilotcentral.com

Pilot Salaries Middle East

EMIRATES MONTHLY SALARY

YEAR	ALL CAPT	ALL FO
10	\$10,548	\$6,761
9	\$10,240	\$6,761
8	\$9,942	\$6,761
7	\$9,652	\$6,761
6	\$9,371	\$6,564
5	\$9,098	\$6,373
4	\$8,833	\$6,188
3	\$8,576	\$6,007
2	\$8,326	\$5,823
1	\$8,084	\$5,663

www.airlinepilotcentral.com