

**LEGEND**









- |   |                        |   |             |
|---|------------------------|---|-------------|
|  | ENGINE OIL PRESSURE    |  | AIR OR N,   |
|  | GOVERNOR PUMP PRESSURE |  | BLADE ANGLE |
|  | STATIC FLUID           |  | MECHANICAL  |
|  | DRAIN TO SUMP          |  | OPTIONAL    |

Figure 7-13. Propeller Operation Schematic

FOR TRAINING PURPOSES ONLY